



Erewash Citizens Panel May 2008 Questionnaire Survey

Final Report

*Derbyshire Cultural and Community Services
Physical Activity
Private Sector Housing*

Prepared by
Christine Thornhill
Erewash Borough Council

July 2008

Chapter		Page
1	Introduction and Methodology	3
2	Summary of findings	5
3	Derbyshire Cultural and Community Services	7
4	Physical Activity	11
5	Private Sector Housing	13

Appendices

- A Covering letter
- B Questionnaire
- C Newsletter

1 INTRODUCTION AND METHODOLOGY

In May 2008, Erewash Borough Council conducted a postal survey with Erewash Citizens' Panel to investigate views on Derbyshire Cultural and Community Services, Physical Activity and the Private Housing Sector.

Methodology

Postal Mailout

In May 2008, survey questionnaires, covering letters and reply paid envelopes were mailed out to 1,000 Erewash Citizens' Panel members. Panel members were asked to complete the questionnaire and return it in the reply paid envelope provided by 6 June 2008.

Response Rate

Five hundred and fifty two questionnaires were returned from the mail-out, giving a response rate of 55 percent.

DEMOGRAPHICS FOR MAY 2008 CITIZENS PANEL

Gender	Percent
Female	51
Male	49
Total	100

Ethnic group	Numbers	Percent
British	290	53
Indian	1	0.2
Irish	2	0.4
Missing	2	0.4
Mixed Caribbean	1	0.2
Other	2	0.4
Other White	2	0.4
White	252	46
Total	552	100

Ward	Numbers	Percent
Abbotsford	22	4.0
Breaston	23	4.2
Cotmanhay	27	4.9
Derby Rd East	24	4.3
Derby Rd West	30	5.4
Draycott	22	4.0
Hallam Fields	24	4.3
Ilkeston Central	21	3.8
Ilkeston North	18	3.3
Kirk Hallam	23	4.2
Little Eaton & Breadsall	21	3.8
Little Hallam	19	3.4
LE Central	35	6.3
Nottm Road	33	6.0
Ockbrook & Borrowash	44	8.0
Old Park	14	2.5
Sandiacre North	13	2.4
Sandiacre South	24	4.3
Sawley	35	6.3
Stanley	12	2.2
West Hallam & Dale Abbey	34	6.2
Wilsthorpe	34	6.2
TOTAL	552	100.0

Age Group	Numbers	Percent
16 to 17 years	2	0.4
18 to 24 years	13	2.4
25 to 34 years	69	12.5
35 to 44 years	112	20.3
45 to 54 years	123	22.3
55 to 59 years	57	10.3
60 to 64 years	54	9.8
65 to 74 years	82	14.9
75 years and over	40	7.2
Total	552	100.0

2 SUMMARY OF FINDINGS

2.1 Derbyshire Cultural and Community Services

Derbyshire Cultural and Community Services ask questions each year to aid the development of cultural and community services and to test the effectiveness of marketing and communications strategies.

Sixty nine percent of respondents were interested in arts events in general. The top three interests were film; theatre and musical/pantomime performance. Over one half of respondents attend arts events in Derbyshire between one and four times a year, these include amateur dramatics, art and craft exhibitions, carnivals and cinema. Some respondents were involved in production organisation but the majority of these spent less than five hours per month on this activity.

Over half of respondents attend arts events outside of Derbyshire and these included ballet, exhibitions and concerts.

Respondents cited a feel good factor, intellectual stimulation and broadening their horizons as benefits to arts events. Lack of time, the cost and lack of information were the barriers stopping respondents attending arts events.

2.2 Physical Activity

Derbyshire Sport is continuing to monitor Derbyshire residents' involvement in sport and physical activity. The information gathered enables them to improve sporting opportunities across Derbyshire. Over the last 12 months only a minority of respondents have received any tuition or coaching for sport or physical activity or taken part in any organized competitive sport. A quarter of respondents have been a member of a club. A very small minority have spent any time helping to organize sport on a voluntary basis.

Most respondents do either no exercise or only for once a week for 30 minutes, and it is therefore not surprising that just under half were neither satisfied nor dissatisfied with the provision of sports in the area.

The majority of respondents had not seen the *Active Derbyshire* logo.

2.3 Private Sector Housing

The Housing team at Erewash Borough Council wanted to find out the present situation with regard to housing conditions. The majority of respondents were living in their own homes which were either mortgaged or owned in their entirety by their occupants. By far the biggest problem was lack of energy efficient measures. Only a very small minority said that their housing conditions impacted on their health. Respondents thought that the council should give grants to

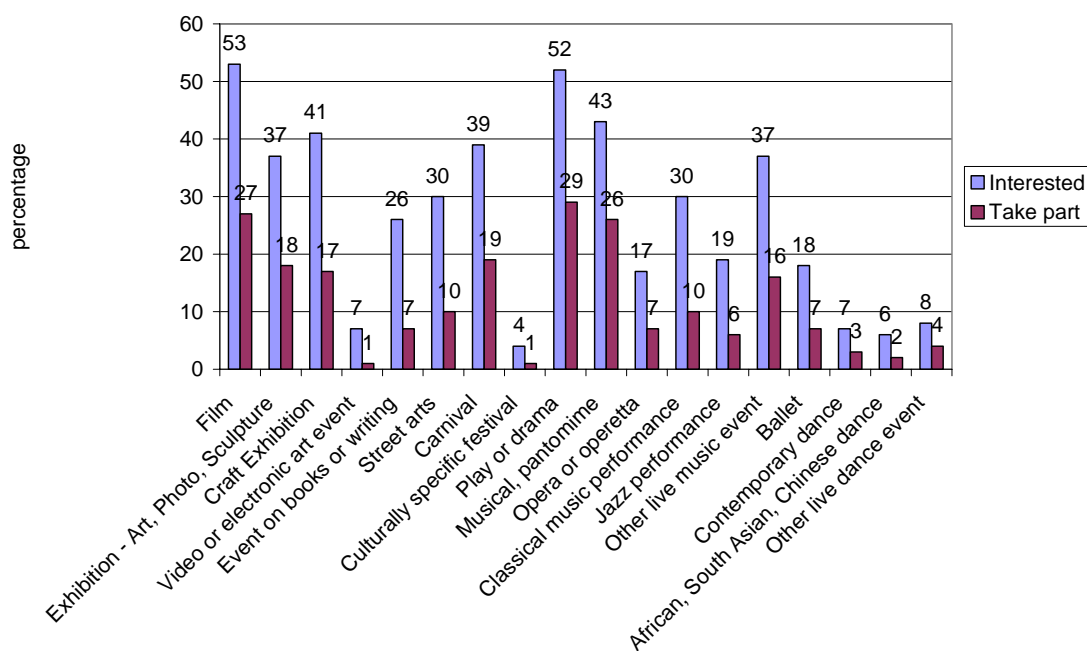
undertake adaptations, set up greater links with GPs and homecare, provide information on builders and raise awareness of any assistance available. Respondents also thought that the council should give greater support to help older people maintain their homes. Only a small minority of respondents knew which department in the council dealt with private sector housing and only one fifth knew that the council may be able to help those in rented accommodation in getting repairs carried out.

.

3 DERBYSHIRE CULTURAL AND COMMUNITY SERVICES

Derbyshire Cultural and Community Services ask questions each year to aid the development of cultural and community services eg drama, dance, music, crafts, museums, literature, film and theatre and also to test the effectiveness of marketing and communications strategies.

Sixty nine percent of respondents were interested in arts events in general. The following chart shows their interests and what they take part in:



The top three interests are the same as those who take part/attend:

- Film
- Theatre performances either plays or drama
- Musical, pantomime theatre performances

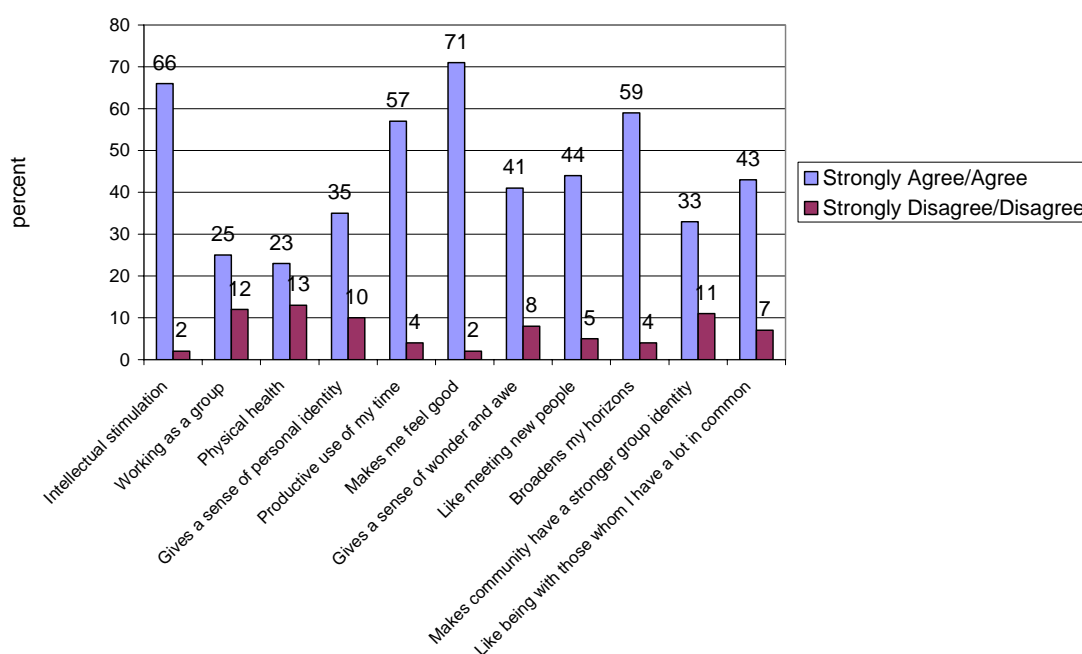
Fifty five percent of respondents attend arts events in Derbyshire between one and four times a year, nine percent go at least once a month. The most recent arts events attended, being amateur dramatics, art exhibitions, craft exhibitions, carnivals, theatre/cinema. These events were 38 percent amateur and 29 percent professional. Sixty seven percent of the respondents were in the audience. A few respondents are involved in front of house and organizing events.

Fifty two percent of respondents attend arts events outside Derbyshire, the majority (69 percent) in Nottingham. Other areas cited were London and whilst on holiday. Arts events outside Derbyshire included the ballet, exhibitions and

concerts. This time the events were professional (52 percent) and again audience involvement was the highest participatory event.

Only a small number (eight percent) volunteer in support of artistic activities. Of these there was an event split between committee work, fundraising, organizing activities, distribution of publicity, technical or administrative assistance and attending the event in a voluntary capacity. The majority of these spent less than five hours per month.

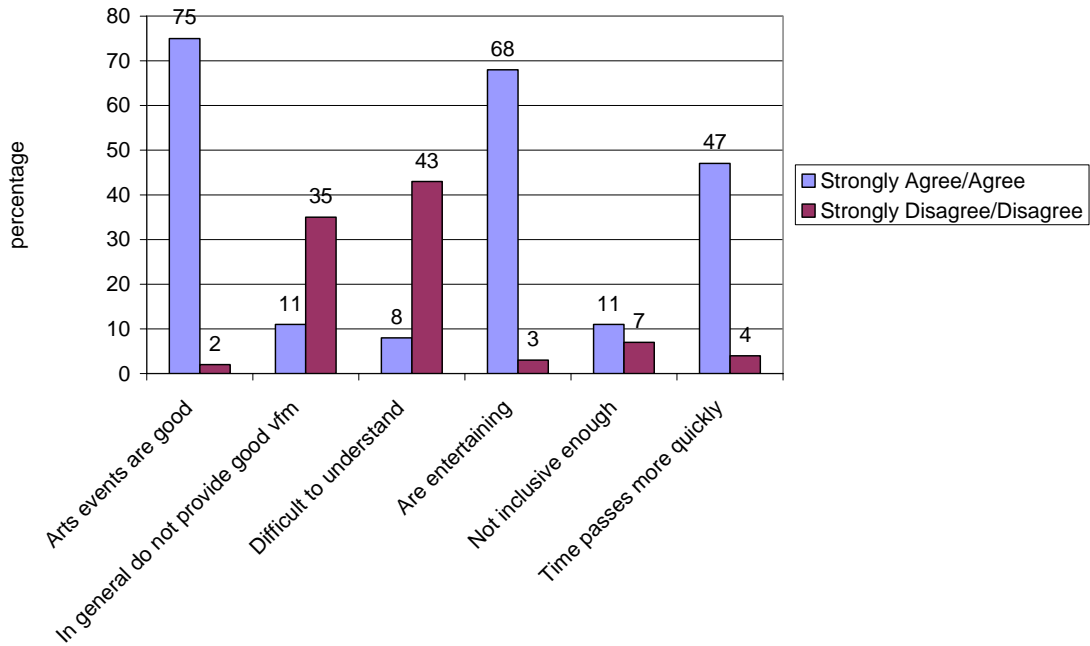
Respondents were then asked to what extent that the arts events provided them with benefits:



- Makes me feel good
- Intellectual stimulation
- Broaden my horizons

Were the top three benefits.

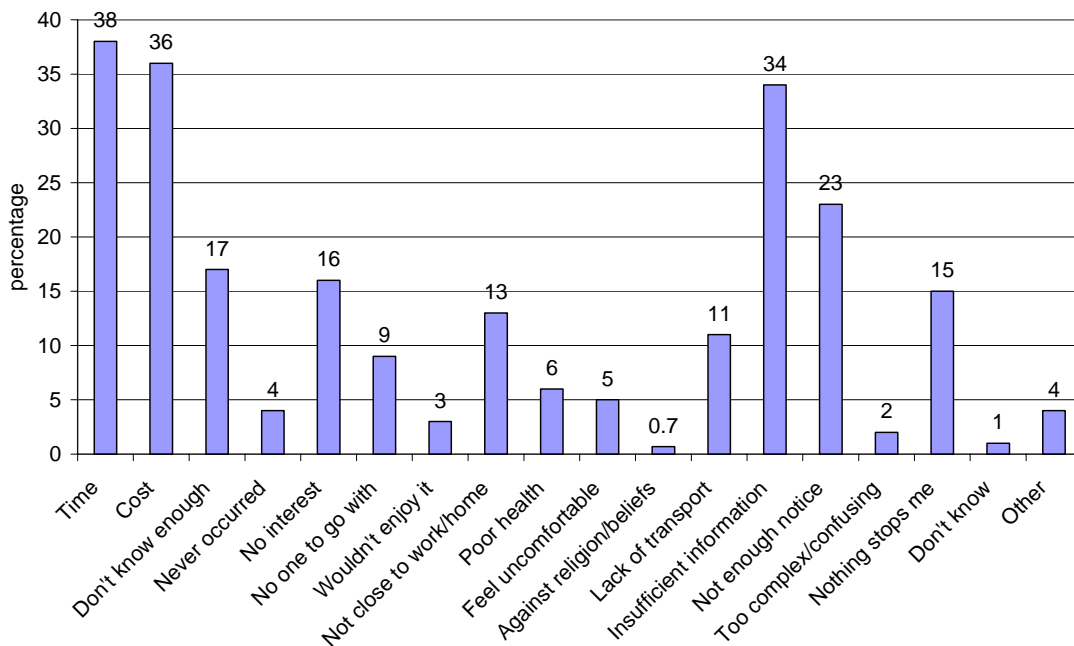
Respondents were also asked to what extent arts events provide benefits:



The top three benefits were:

- Arts events are mostly a good thing
- Arts events are entertaining
- When I attend arts events, it is so enjoyable that time seems to pass by more quickly.

Finally, respondents were asked what barriers have stopped them going to arts events in the past?



The top 3 answers were:

- It's difficult to find the time
- It costs too much
- Not enough information on what is available

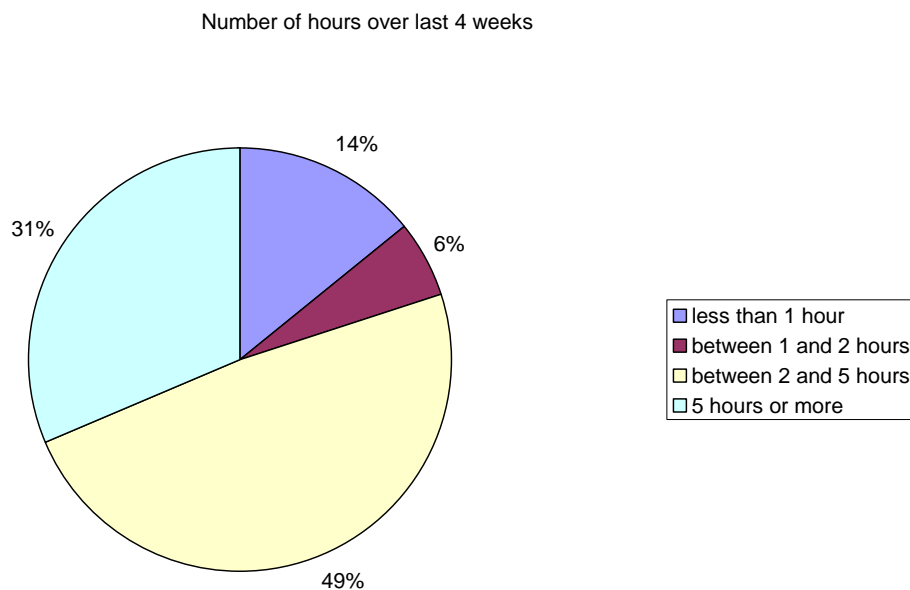
Childcare was also cited as a reason for not attending in addition to the lists given.

4 PHYSICAL ACTIVITY

Derbyshire Sport is continuing to monitor Derbyshire residents' involvement in sport and physical activity. The information gathered from these questions will enable them to improve sporting opportunities across Derbyshire.

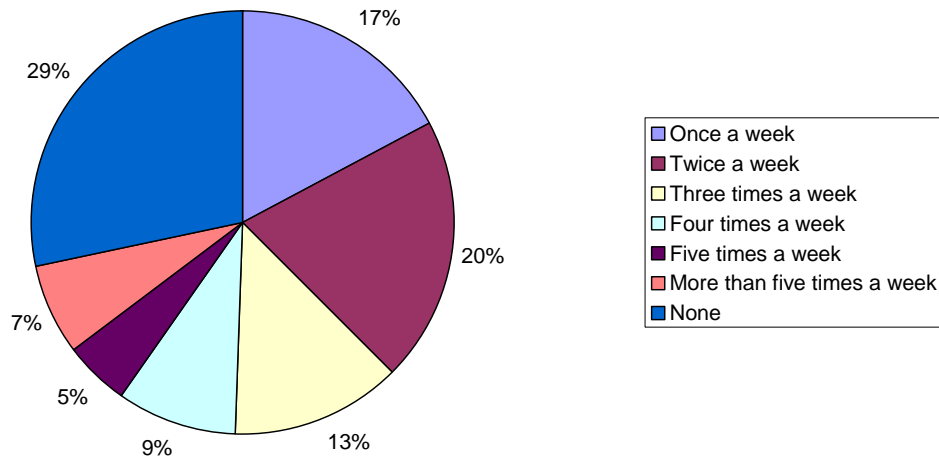
Over the last 12 months only 18 percent of respondents have received tuition from any instructor or coach to improve their performance in a sport or physical activity. Only 14 percent have taken part in any organized competitive sport over the same period. Over the last four weeks, only 27 percent have been a member of a club where they can participate in a sport or physical activity. Of these 27 percent, 15 percent were a member of a health/fitness club, eight percent a sports club and five percent a dance activity.

Over the last four weeks only seven per cent of respondents have spent any time helping to organize sport on a voluntary basis (without pay except for expenses). Of these seven percent these were the number of hours in total over the four weeks:



Respondents were then asked how many times per week did they exercise for 30 minutes or more where they got sweaty or out of breath:

Exercise for 30 minutes per week



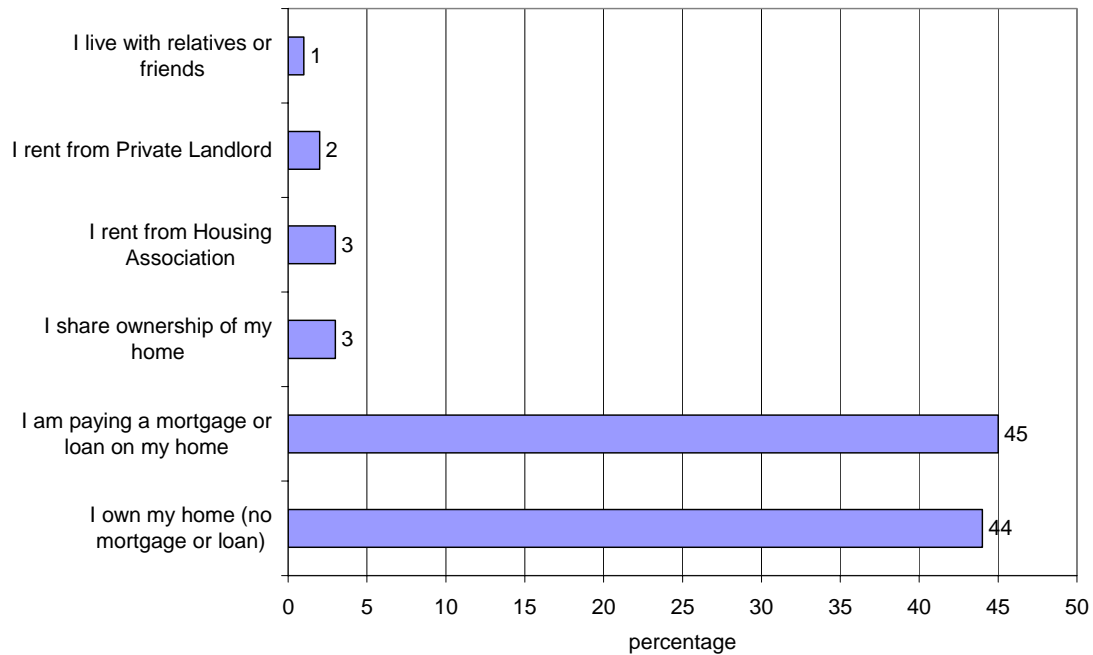
As can be seen from the chart, most respondents do either no exercise or only once a week. When respondents were asked about how satisfied they were with the sports provision in the area, it is probably not surprising that 41 percent were neither satisfied nor dissatisfied. Thirty eight percent were very/fairly satisfied and 17 percent were fairly/very dissatisfied.

The majority of respondents (91 percent) had not seen the *Active Derbyshire* logo. Of those who had it had been on a leaflet or poster.

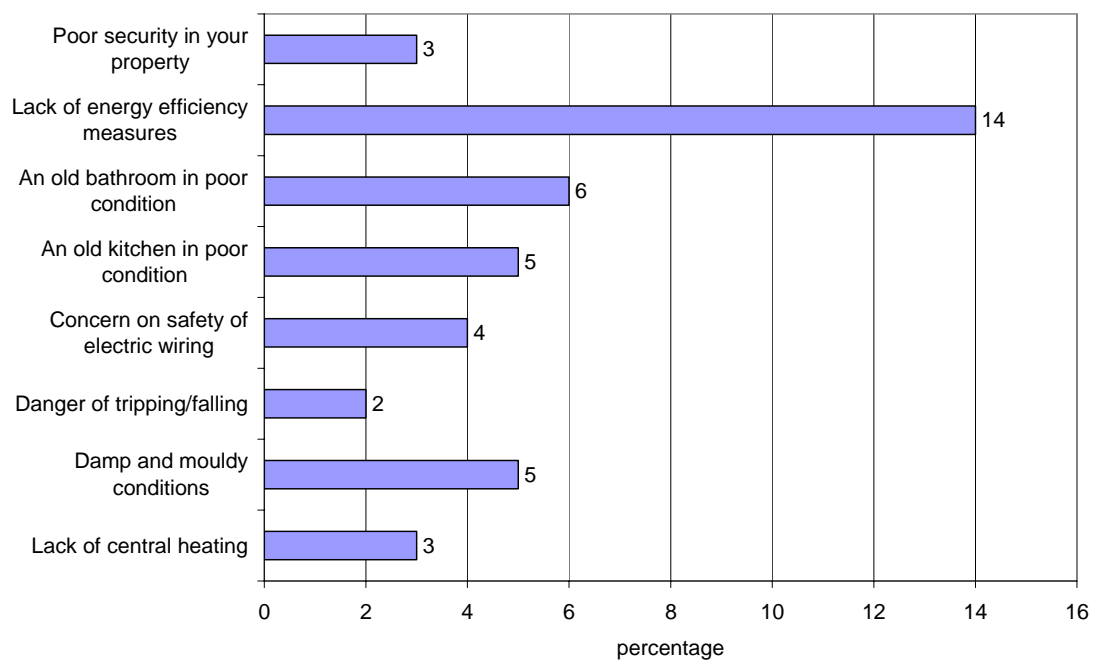
5 PRIVATE SECTOR HOUSING

The following questions were asked to ascertain the situation regarding housing conditions and how Erewash Borough Council can improve its service to the public.

Respondents were asked about their current living situation:



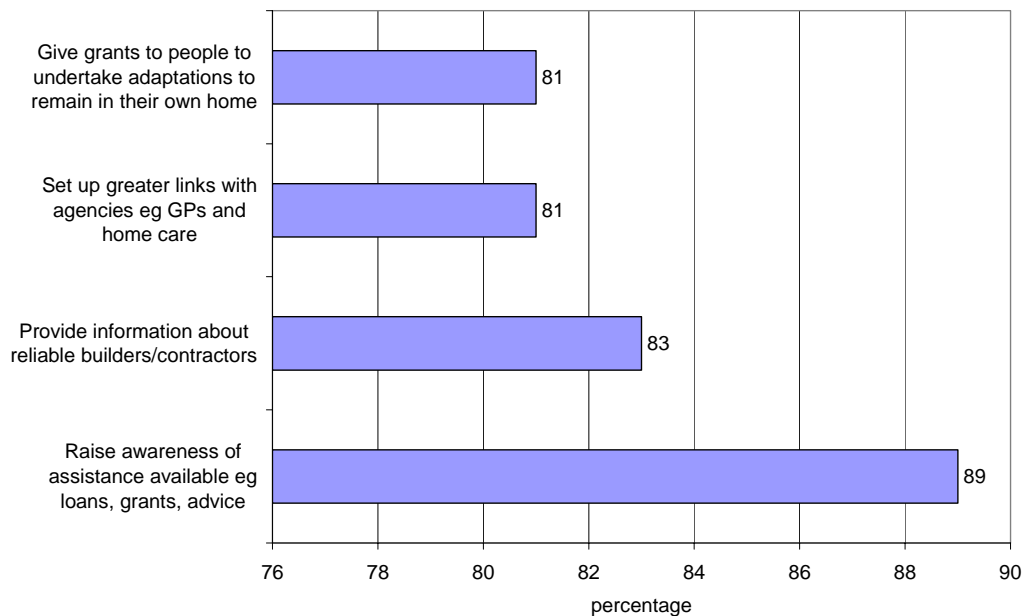
Respondents were asked what was causing a problem in their home.



By far the biggest problem was lack of energy efficiency measures. Other concerns cited were drop kerbs for the disabled (three percent).

Ninety percent of respondents don't feel that the housing conditions within their homes impact on theirs or a member of their family's health. Of the six percent who said it did, they specified asthma from damp and the stairs where one member was disabled.

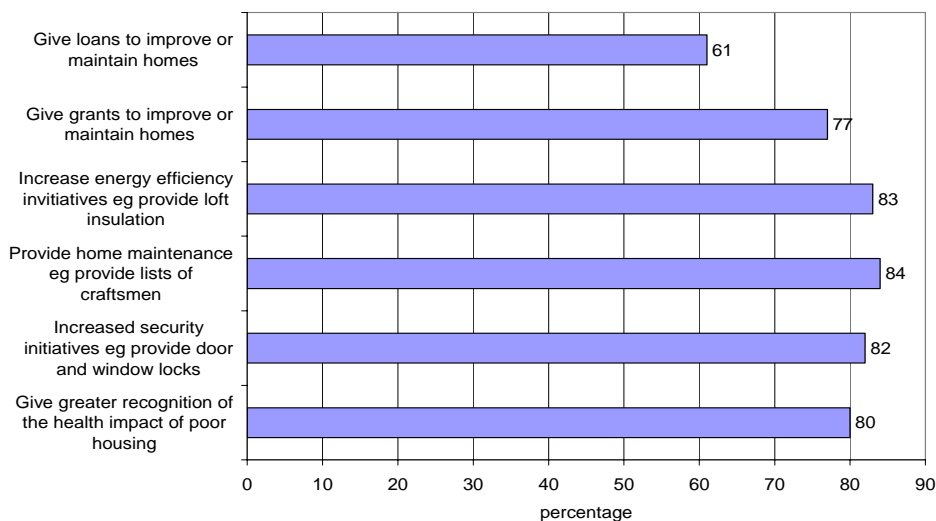
Respondents were asked what the Council should do for people who require assistance to remain in their own homes:



All


four suggestions were equally supported.

For older people struggling to maintain their homes, respondents thought the council should



Again respondents gave similar weight to each suggestion.

Only nine percent of respondents knew which department at the council dealt with Private Sector Housing, and 88 percent therefore did not think that the council communicated its services it offers in relation to private housing. Only 20 percent of respondents knew that the council may be able to help those in rented property with getting repairs carried out.



LORRAINE POYSER
EXECUTIVE OFFICE
Community Consultation

*Town Hall
Ilkeston
Derbyshire
DE7 5RF*

Switchboard: 0845 9072244
Fax: 0115 9071121
Minicom: 0115 931 6056
Web: www.erewash.gov.uk

Please ask for: Chris Thornhill
Direct Telephone: Ext 3577
E-Mail: christine.thornhill@erewash.gov.uk
Your Ref:
Our Ref:
Date: May 2008

Dear Citizen Panel Member

Erewash Citizens Panel – May 2008

I am pleased to enclose the questionnaire for the latest survey of the Citizens Panel.

The May survey covers Derbyshire Cultural and Community Services; Physical Activity and Private Sector Housing. We are also enclosing a short questionnaire on Erewash Borough Council's Air Quality Strategy. Both surveys can be returned in the pre-paid envelope. But if you wish the Air Quality Strategy is also on www.askderbyshire.gov.uk for you to complete this on line.

I am also enclosing a newsletter on how the answers to the Arts questions from previous surveys, have been used.

Once again thank you for your continued support of the Citizens Panel.

Yours sincerely

CA Thornhill

Christine Thornhill
Consultation and Engagement Officer

Encs

Citizens' Panel – Arts Questions

Report on what use is made of the information gathered

Over the last three years Derbyshire County Council has been collecting information about arts participation on behalf of two different partnerships: the Derbyshire Arts Partnership and the Derbyshire Arts Development Group.

Derbyshire Arts Partnership



The Derbyshire Arts Partnership is a partnership of all the local authorities in Derbyshire, working together to increase access to, enjoyment of and participation in the arts in the county – for all ages and all art forms.



The Derbyshire Arts Development Group is an association of participatory arts groups, professional arts organisations and networks, and local authorities. Its aim is to increase the profile of the arts in the county.

All the work of the Derbyshire Arts Partnership and the Derbyshire Arts Development Group depends on raising external funding, so it can take a while for us to be able to respond to the results of the surveys, but we do take this information very seriously and use it to inform our plans and activities.

Both organisations have made use of the information gathered from the Citizens' Panel questions over the last few years. Here are four examples:

1. People found it difficult to know where to look to find out about arts activities and events (shows, exhibitions, workshops, film screenings, etc.).

In response to this, the Derbyshire Arts Partnership has set up the artsderbyshire website as the best place to find out about arts in Derbyshire. It lists all sorts of events happening anywhere in the county; it has a register of artists and arts organisations; it lists venues; and it provides information, advice and guidance on a range of subjects, from jobs and funding to festival management.



www.artsderbyshire.org.uk

One of the uses we will put answers to the Citizens' Panel questions to in future will be to track the use of this website, and see what impact it is having.

2. The art activity that most people wanted easy access to and didn't have was film.

The Derbyshire Arts Partnership set up the Derbyshire Film scheme to meet this need, raising funding to provide three sets of digital film equipment which could be loaned out to local people to screen films in their own village hall, and a Film Fieldworker to help people get their own film groups going.

The scheme will come to an end in March 2008; over the past three years 23 venues have screened more than 360 films, selling over 10,000 tickets. There are now 18 new independent film groups, in addition to the 7 which already existed. Ten of those groups have successfully applied to Awards for All for money to buy their own equipment.

There was little take-up of this scheme in Amber Valley and South Derbyshire, so one of the things we will be looking for in the answers to future questions is whether there is any demand in those areas for film, so that we can try and raise further funding to continue the scheme there, if it is needed.

3. Access to visual arts exhibitions was also shown to be a gap in provision. The Derbyshire Arts Development Group commissioned some research into what could be done in Derbyshire, given the lack of dedicated exhibition spaces, and carried out some experimental small projects. We are currently submitting a number of funding applications to run a two-year programme of visual arts in the county, which will start later in 2008, if the money is raised.
4. All the members of the Derbyshire Arts Development Group have had specialised marketing training to help them analyse the results of the Citizens' Panel surveys and adapt the work of their own organisations to meet the needs shown by the surveys.



EREWASH BOROUGH COUNCIL CITIZENS' PANEL

Please return completed questionnaires by Monday 6 June 2008

INSTRUCTIONS

Each survey form is scanned electronically so it is important to complete your form in the following way:-

Write clearly using BLOCK CAPITALS like this **J O E B L O G G S**

Use black or blue pen not pencil. Use a cross and please keep the mark in the box

like this not like this

Ensure your comments are written inside the boxes provided, text outside the boxes will not be picked up when the forms are scanned,

like this not like this

If you make a mistake, just cross it out and mark the right box like this

If the question or page is not applicable, please leave it BLANK unless a 'non-applicable'

option is provided like this not like these

Please mark one box only for each question unless otherwise stated.

We will treat all information that you give in the strictest confidence. Your identity will never be revealed, or passed to another agency outside the partnership.

Erewash Borough Council Citizens' Panel is a joint initiative between Erewash Borough Council, Derbyshire County Council & Derbyshire Constabulary

DERBYSHIRE COUNTY COUNCIL

DERBYSHIRE CULTURAL AND COMMUNITY SERVICES

The following questions are designed to aid the development of cultural and community services e.g. drama, dance, music, crafts, museums, literature, film and theatre etc. in Derbyshire and to test the effectiveness of marketing and communications strategies.

Q1. Are you interested in arts events in general? (Please X one box only)

Yes 69 No 26

Q2. Which of the following arts events are you interested in and which of them do you take part in? (Please X all that apply)

	I am interested in this	I take part / attend this
Film	53	27
Exhibition of art, photography or sculpture	37	18
Craft exhibition	41	17
Video or electronic art event	7	1
Event connected with books or writing	26	7
Street arts (e.g. in parks, streets or shopping centres)	30	10
Carnival	39	19
Culturally specific festival (e.g. Mela, Baisakhi, Navratri)	4	1
Theatre performance - play or drama	52	29
Other theatre performances (e.g. musical, pantomime)	43	26
Opera or operetta	17	7
Classical music performance	30	10
Jazz performance	19	6
Other live music event (excluding jazz or classical)	37	16
Ballet	18	7
Contemporary dance	7	3
African people's dance or South Asian and Chinese dance	6	2
Other live dance event	8	4

Q3. How often do you go to arts events in Derbyshire? (Please X one box only)

At least once a week	0.4	More than a year ago	15
At least once a month	9	Never	16
Three to four times a year	26	Don't know	5
One or two times a year	29		

Q4. What was the most recent arts event that you attended in Derbyshire ?*(Please write in the box below)*

Amateur dramatics Assembly Rooms Carnivals Art Exhibition Craft Exhibition
Theatre/Cinema

Q5. Was the event mainly amateur or professional? (Please X one box only)

26

Amateur 38 Professional 29 Both (please specify how)

Led by professionals for amateurs

Q6. How were you involved in this arts event (Please X one box only)

In the audience 67 Participating 3

Both (please specify how) 0.7

Front of house; contributed to content

In other ways (Please specify how) 2

Organisation before and during event; visitor

Q7. How often do you go to arts events outside Derbyshire? (Please X one box only)

At least once a week 0.2 More than a year ago 13

At least once a month 7 Never 17

Three to four times a year 22 Don't know 5

One or two times a year 29

Q8. What was the most recent arts event that you attended outside of Derbyshire ?*(Please write in the box below)*

Art exhibitions Ballet Pantomime Concerts Craft Fairs

Q9. Was the event mainly amateur or professional? (Please X one box only)

4

Amateur 11 Professional 52 Both (please specify how)

Both professional and amateur were involved

Q10. How were you involved in this arts event (Please X one box only)

In the audience 67 Participating 1

Both (please specify how) 0.5

Audience walk round

In other ways (Please specify how) 0.7

Front of house

Q11. Do you volunteer in support of artistic activities? (Please X one box only)

Yes 8 No (If **No** please go to Q14) 84

Q12. If 'yes' to Q11 in which ways do you volunteer? (Please **X all** appropriate boxes)

Committee work	3	Teaching or coaching	1
Fundraising	4	Distribution of publicity	3
Organising activities	3	Ticket Selling	3
Technical or administrative assistance	2	Attending the event in a voluntary capacity	5
Other	Amateur dramatics Cleaning church after events		

Q13. If 'yes' to Q11 how many hours approximately per month do you offer in this capacity?
(Please **X one** box only) Only 8% replied yes

Less than five hours	5	Between ten and twenty hours	1
Between five and nine hours	2	More than twenty hours	0.2

Q14. In which town or village would you normally attend an arts event in Derbyshire ?

(Please write in the box below)

Derby Ilkeston Long Eaton

Q15. If you wanted to go out to a town/city for a major event where would you be most likely to go? (Please **X one** box only)

<input type="checkbox"/> Derby	23	<input type="checkbox"/> Nottingham	69	<input type="checkbox"/> Stoke-on-Trent	0.5	6
<input type="checkbox"/> Manchester	2	<input type="checkbox"/> Sheffield	2	<input type="checkbox"/> Other (Please State where below)		

Birmingham London On holiday

Q16. To what extent do you agree that the arts events provide the following benefits to you? (Please **X one** box on **each** row)

	Strongly Agree	Agree	Neither agree nor disagree	Disagree	Strongly Disagree
Intellectual stimulation	19	47	19	1	1
Working as a group	5	20	44	10	2
Physical health	2	21	45	11	2
Gives a sense of personal identity	6	29	36	9	1
It is a productive use of my time	11	46	22	3	1
It makes me feel good	22	49	14	1	1
I find the experience gives me a sense of wonder and awe	10	31	34	6	2
I like meeting new people	8	36	34	4	1
It broadens my horizons	13	46	20	3	1
It makes my community have a stronger group identity	5	28	38	8	3
I like being with those whom I have a lot in common	7	36	34	5	2

Q17. What barriers if any have stopped you from going to arts events in the past?*(Please X all options that apply)*

It's difficult to find the time	38	Against my religion / beliefs	0.7
It costs too much	36	Lack of transport / I can't easily get to it	11
I don't know enough about it	17	Not enough information on what is available	34
Never occurred to me	4	Not enough notice about the event	23
Not really interested	16	It is often too complex or confusing	2
I don't have anyone to go with	9	Nothing stops me from attending arts and cultural events	15
I wouldn't enjoy it	3	Don't Know	1
Its not close enough to where I live/work	13	Other (Please Specify below)	4
Health isn't good enough	6		
I might feel uncomfortable or out of place	5	Childcare	

Q18. To what extent do you agree that the arts events provide the following benefits to you? *(Please X one box on each row)*

	Strongly Agree	Agree	Neither agree nor disagree	Disagree	Strongly Disagree
Arts events are mostly a good thing	22	53	14	1	0.5
In general, arts events do not provide good value for money	2	9	43	29	5
Most arts events are difficult to understand	0.7	7	37	37	6
Many arts events are entertaining	10	58	17	2	1
Many arts events are not inclusive enough	1	10	58	15	2
When I attend arts events, it is so enjoyable that time seems to pass by more quickly	7	40	36	3	1

PHYSICAL ACTIVITY

Derbyshire Sport is continuing to monitor Derbyshire residents' involvement in sport and physical activity. The information gathered from the following questions will enable us to improve sporting opportunities across the county.

Q19. Over the past twelve months have you received tuition from an instructor or coach to improve your performance in any sport or physical activity?

Yes	18	No	80	Not sure	0.4
-----	----	----	----	----------	-----

Q20. Have you taken part in any organised competitive sport in the last twelve months?

Yes	14	No	84
-----	----	----	----

Q21. Over the past four weeks have you been a member of a club, particularly so that you can play or participate in a sport or physical activity?

Yes 27 No 70

If you answered 'Yes' what type of club was this? (Please **X all** that apply)

Health/fitness 15 Other (Please X and specify) 5

Social club e.g. employee or youth club 2

Dance

Sports club 8

Q22. Looking back over the last four weeks, have you spent any time helping to organise sport on a voluntary basis, that is, without pay except for expenses? Please include any teaching, coaching or refereeing you may have done as a volunteer.

Yes 7 No 91

If you answered 'Yes' during the last four weeks, how many hours in total have you spent on voluntary sports work?

Less than 1 hour 1

1 hour or more but less than 2 hours 0.4

2 hour or more but less than 5 hours 3.4

5 hours or more 2.2

Q23. How many times per week do you exercise for 30 minutes or more where you get sweaty or out of breath? (Please **X one** box only)

Once a week 17

Twice a week 20

Three times a week 13

Four times a week 9

Five times a week 5

More than five times a week 7

None 28

Q24. Please indicate how satisfied or dissatisfied you are with sports provision in your local area? (Please **X one** box only)

Very
satisfied
6

Fairly
satisfied
32

Neither satisfied
nor dissatisfied
41

Fairly
dissatisfied
12

Very
dissatisfied
5

Q25. Have you seen this logo? Yes 6 No 91



If you have answered "Yes" Where have you seen it?
(Please **X all** that apply)

Website 0.7 Newspaper 2.9

Leaflet/poster 4.2 Other (Please X and specify) 0.2

Town hall

PRIVATE SECTOR HOUSING

Q26. What is your current living situation? (Please **X one** box only)

I own my home (no mortgage or loan)	44	I rent from Housing Association	3
I am paying a mortgage or loan on my home	45	I rent from Private Landlord	2
I share ownership of my home	3	I live with relatives or friends	1

Q27. Are any of the following causing a problem for you in your home?

(Please **X all** options that apply)

Lack of central heating	3	An old kitchen in poor condition	5
Damp and mouldy conditions	5	An old bathroom in poor condition	6
Danger of tripping/falling	2	Lack of energy efficiency measures	14
Concern on safety of electric wiring	4	Poor security in your property	3

Other-please state
3

Drop kerbs for disabled

Q28. Do you feel that the housing conditions within your home impact on your or a member of your family's health?

Yes 6

No

Other - please state 90

Asthma - damp
Disability - stairs

Q29. For people who require assistance to remain in the homes they own the Council should:

(Please **X one** box on **each** row)

	strongly agree	Agree	Neither agree or disagree	Disagree	Strongly disagree	Dont Know
Raise awareness of assistance available eg loans, grants, advice	48	41	5	0.5	0.2	0.5
Provide information about reliable builders/contractors	44	39	7	0.9	0.4	0.9
Set up greater links with agencies eg GP's and home care	36	45	11	0.7	0.2	1.1
Give grants to people to undertake adaptations to remain in their own	42	39	8	4	0.9	1.3
Do nothing	0.5	0.5	6	26	49	2

Q30. For older people struggling to maintain the homes they own the Council should:*(Please **X one** box on **each** row)*

	strongly agree	Agree	Neither agree or disagree	Disagree	Strongly disagree	Dont Know
Give greater recognition of the health impact of poor housing	30	50	13	0.5	0.2	1.4
Increased security initiatives eg provide door and window locks	38	44	10	2	0.2	1.1
Provide home maintenance eg provide lists of craftsman	35	49	8	1	0.4	0.9
Increase energy efficiency initiatives eg provide loft insulation	39	44	7	2	0.4	1.3
Give grants to improve or maintain homes	34	43	13	3	0.8	1.3
Give loans to improve or maintain homes	21	40	21	9	3	2
Do nothing	0.4	0.2	7	25	47	3

Q31. Do you know which department deals with Private Sector Housing Standard in the Council?Yes 9 No 89**Q32. Do you think the Council communicates the services it offers in relation to private housing well?**Yes 5 No 88**Q33. Did you know that if you are having problems with getting repairs carried out to your rented property that the Council may be able to help you?**Yes 20 No 67

Finally, is there anything else you would like us to know?

Do you require a response to the above comment/comments?

Yes

No

**Thank you for completing the questionnaire
Please return it using the free post envelope provided**

This questionnaire is available in other formats.

If you require a different format, have any queries or comments on this Citizens' Panel survey form then contact:

Christine Thornhill
Erewash Borough Council
Town Hall
Ilkeston
Derbyshire
DE7 5RP

Telephone 0845 907 2244 Ext 3577

Fax 0115 907 1121

email: christine.thornhill@erewash.gov.uk