

Streetscene Strategy Consultation

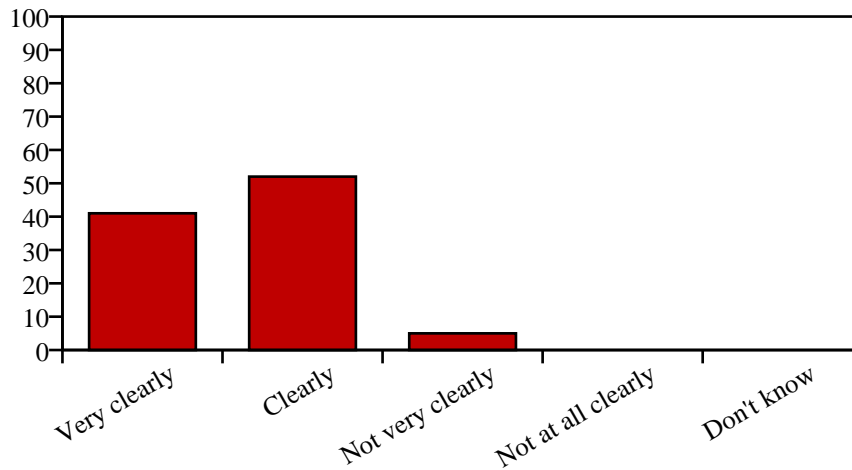
We wish to consult our residents on the Streetscene Strategy.

Overview

From **18/07/2008** to **09/12/2008**, North East Derbyshire District ran a consultation entitled '*Streetscene Strategy Consultation*'. This report covers the online element of the consultation process, which was run from <http://www.askderbyshire.gov.uk/neddc/streetscene>

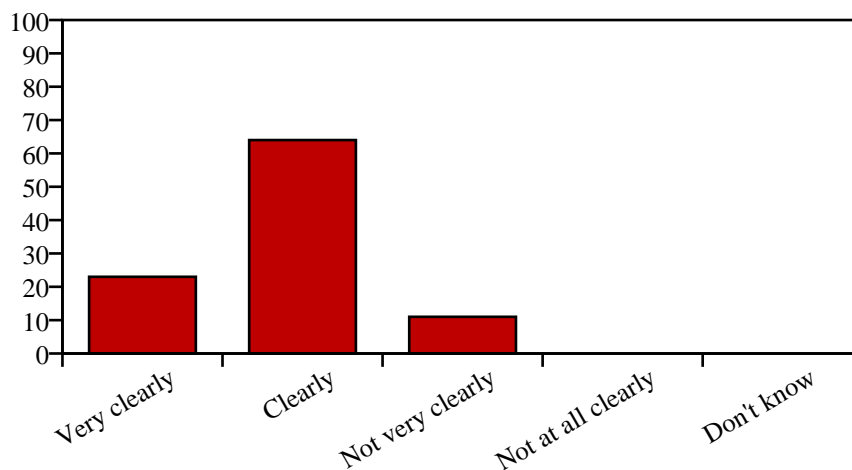
Topic 1: Streetscene Strategy

Q1: Do you feel the strategy document explains the context of streetscene services clearly?



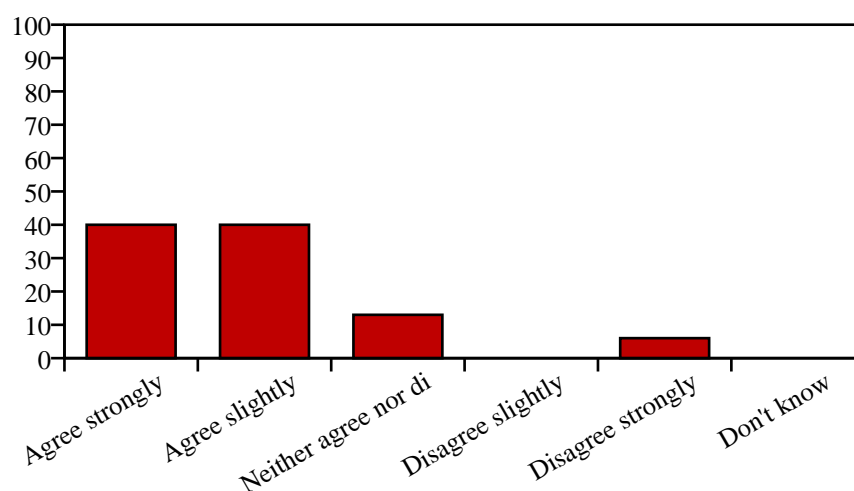
Option	Value	Percentage
Very clearly	7	41%
Clearly	9	52%
Not very clearly	1	5%
Not at all clearly	0	0%
Don't know	0	0%
Total	17	

Q2: Do you feel the strategy document clearly sets out who is responsible for delivering streetscene services?



Option	Value	Percentage
Very clearly	4	23%
Clearly	11	64%
Not very clearly	2	11%
Not at all clearly	0	0%
Don't know	0	0%
Total	17	

Q3: Do you agree or disagree that our district has good standards of streetscene cleanliness?



Option	Value	Percentage
Agree strongly	6	40%
Agree slightly	6	40%
Neither agree nor disagree	2	13%
Disagree slightly	0	0%
Disagree strongly	1	6%
Don't know	0	0%
Total	15	

Q4: If you answered slightly disagree or strongly disagree to the last question, please tell us why you say this and how we might improve.

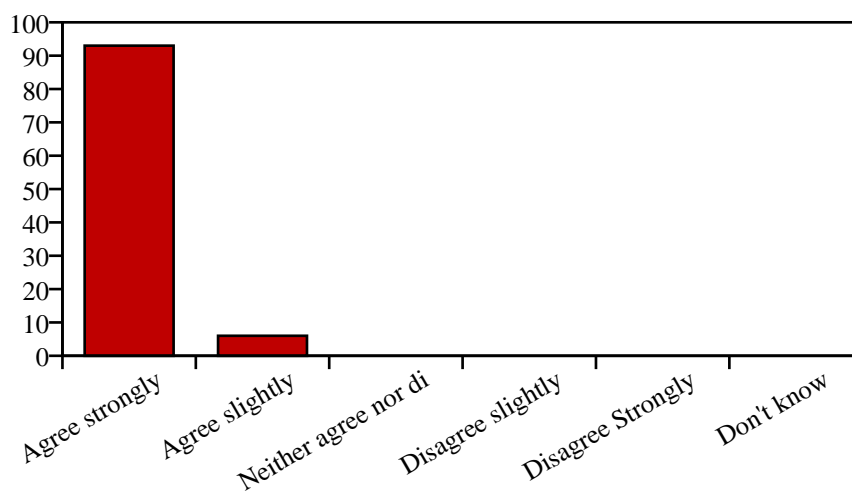
There are 18 responses to this question. Please see Appendix A for the text of these responses.

Q5: Are there any other services you think should be included in our strategy?
Please write in.

There are 18 responses to this question. Please see Appendix A for the text of these responses.

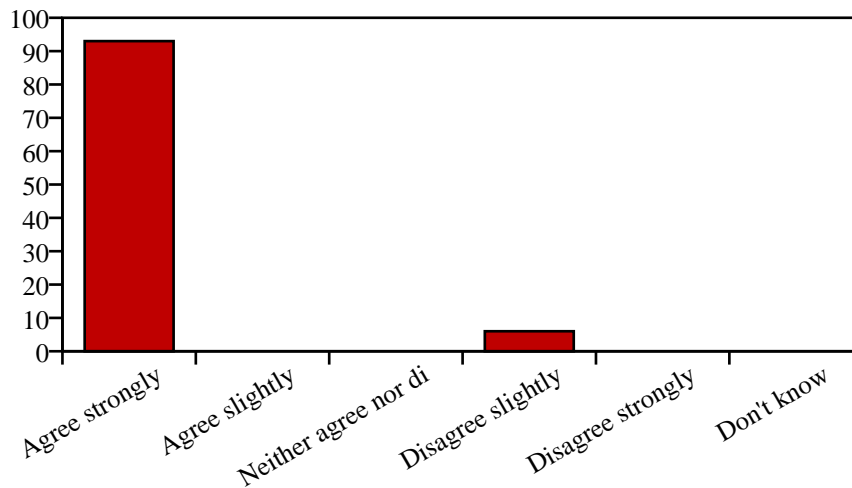
Topic 2: Environmental crimes

Q1: Do you agree or disagree that the Council should take a firm stance with people who drop litter, allow dogs to foul and fly tip their waste?



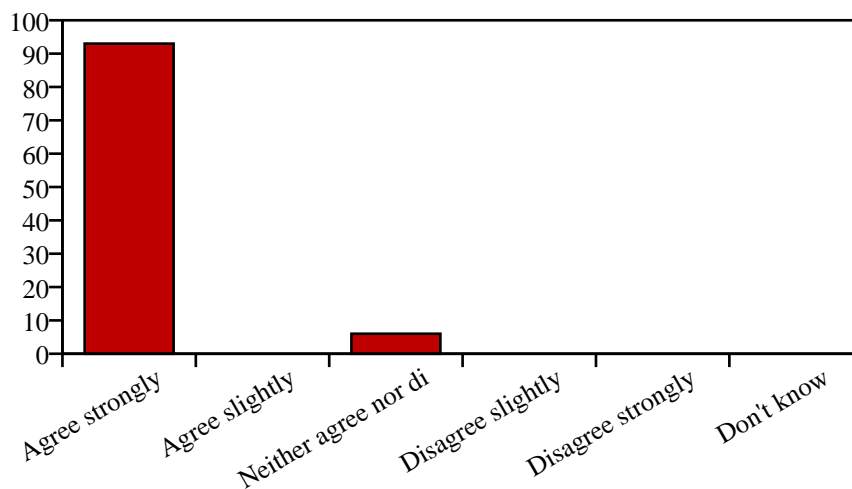
Option	Value	Percentage
Agree strongly	14	93%
Agree slightly	1	6%
Neither agree nor disagree	0	0%
Disagree slightly	0	0%
Disagree Strongly	0	0%
Don't know	0	0%
Total	15	

Q2: Do you agree or disagree that the Council should fine people who drop litter, allow dogs to foul and fly tip their waste?



Option	Value	Percentage
Agree strongly	14	93%
Agree slightly	0	0%
Neither agree nor disagree	0	0%
Disagree slightly	1	6%
Disagree strongly	0	0%
Don't know	0	0%
Total	15	

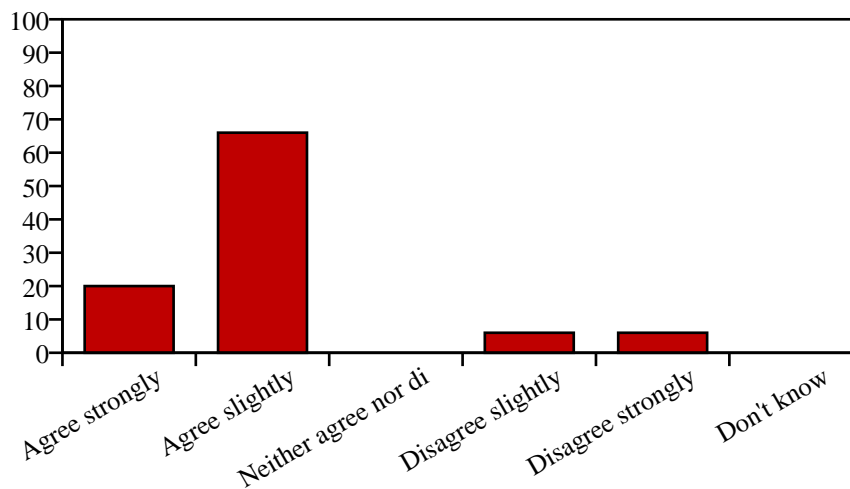
Q3: Do you agree or disagree that the council should prosecute those people who do not pay their fines?



Option	Value	Percentage
Agree strongly	14	93%
Agree slightly	0	0%

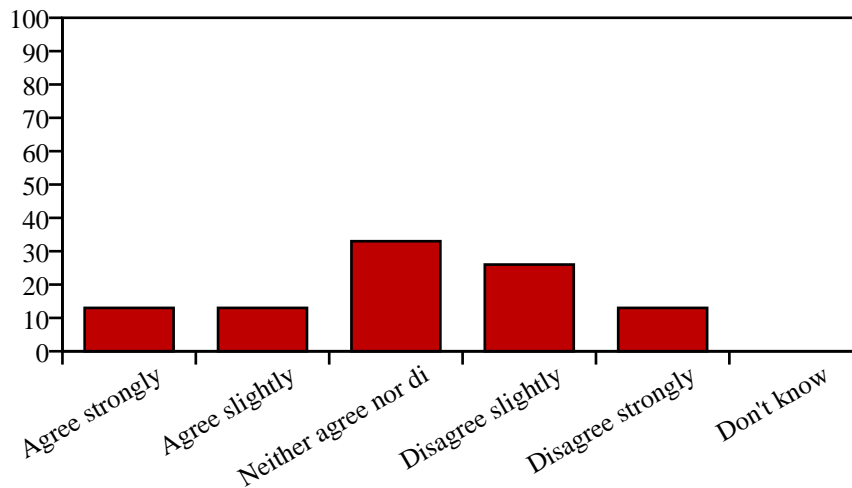
Neither agree nor disagree	1	6%
Disagree slightly	0	0%
Disagree strongly	0	0%
Don't know	0	0%
Total	15	

Q4: Do you agree or disagree that installing more litter bins would discourage litter from being dropped?



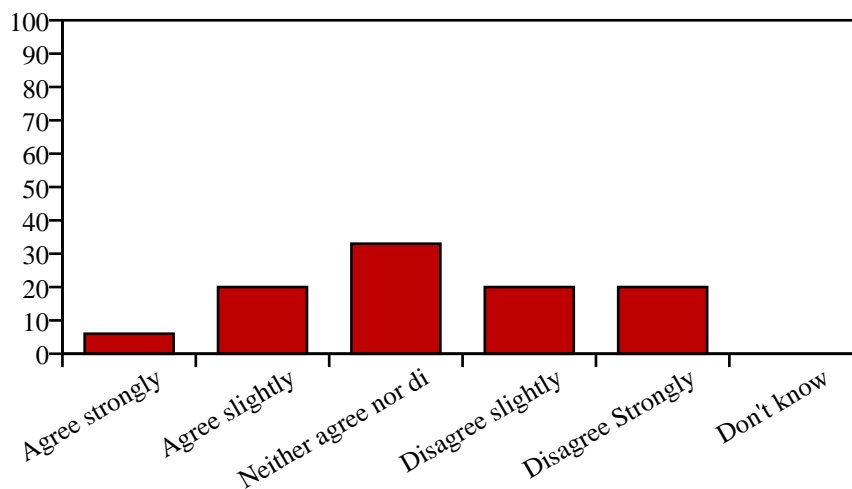
Option	Value	Percentage
Agree strongly	3	20%
Agree slightly	10	66%
Neither agree nor disagree	0	0%
Disagree slightly	1	6%
Disagree strongly	1	6%
Don't know	0	0%
Total	15	

Q5: Do you agree or disagree that the district has a problem with unacceptable levels of graffiti?



Option	Value	Percentage
Agree strongly	2	13%
Agree slightly	2	13%
Neither agree nor disagree	5	33%
Disagree slightly	4	26%
Disagree strongly	2	13%
Don't know	0	0%
Total	15	

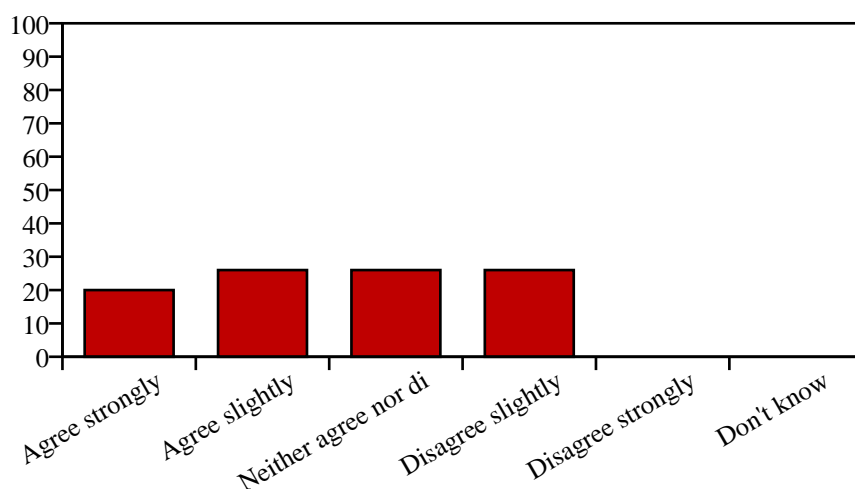
Q6: Do you agree or disagree that the district has a problem with unacceptable levels of fly posting?



Option	Value	Percentage
Agree strongly	1	6%
Agree slightly	3	20%

Neither agree nor disagree	5	33%
Disagree slightly	3	20%
Disagree Strongly	3	20%
Don't know	0	0%
Total	15	

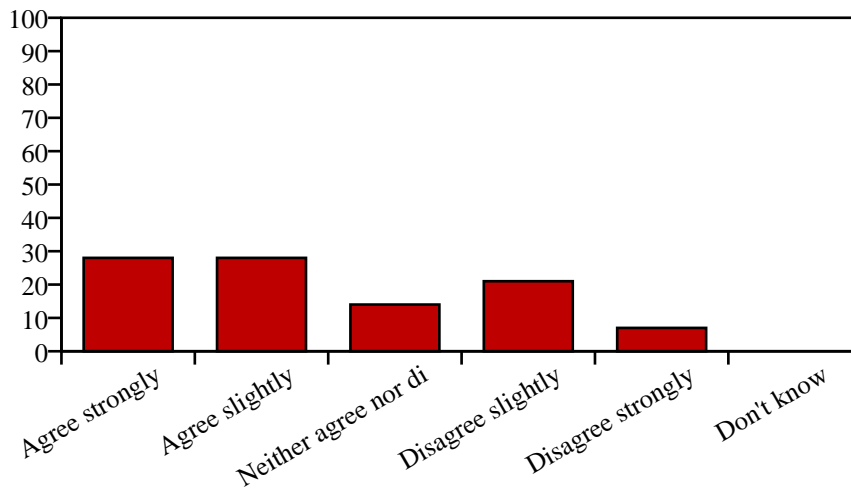
Q7: Do you agree or disagree that the district has a problem with unacceptable levels of fly tipping?



Option	Value	Percentage
Agree strongly	3	20%
Agree slightly	4	26%
Neither agree nor disagree	4	26%
Disagree slightly	4	26%
Disagree strongly	0	0%
Don't know	0	0%
Total	15	

Topic 3: Cleaning standards

Q1: Estate roads and pavements are swept and litter picked every quarter (13 weeks). Do you agree or disagree that this achieves a satisfactory standard of cleanliness?

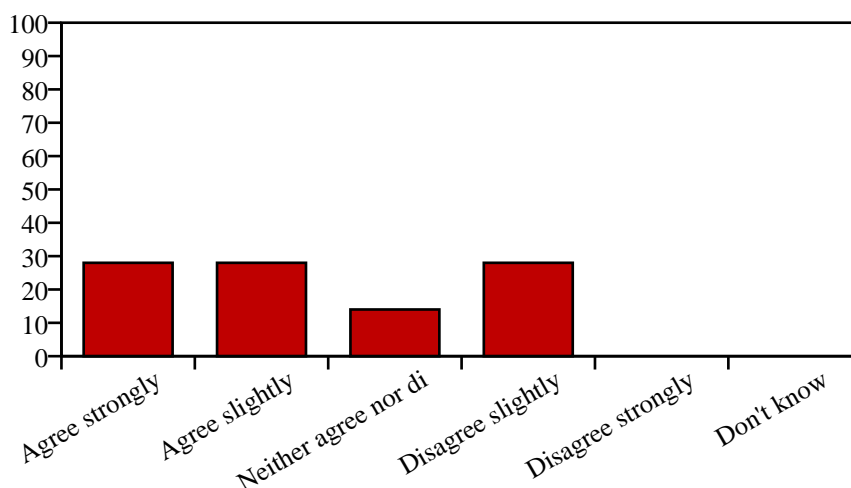


Option	Value	Percentage
Agree strongly	4	28%
Agree slightly	4	28%
Neither agree nor disagree	2	14%
Disagree slightly	3	21%
Disagree strongly	1	7%
Don't know	0	0%
Total	14	

Q2: If you answered disagree slightly or disagree strongly to the last question, please tell us why you say this and how we might improve?

There are 14 responses to this question. Please see Appendix A for the text of these responses.

Q3: Do you agree or disagree that the district's grassed open spaces, verges and parks are cut to a satisfactory standard?

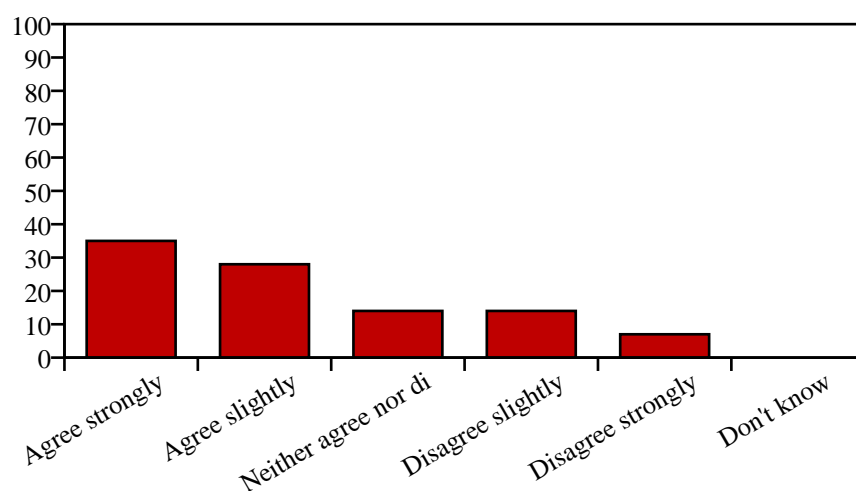


Option	Value	Percentage
Agree strongly	4	28%
Agree slightly	4	28%
Neither agree nor disagree	2	14%
Disagree slightly	4	28%
Disagree strongly	0	0%
Don't know	0	0%
Total	14	

Q4: If you answered disagree slightly or disagree strongly to the last question, please tell us why you say that and how we might improve.

There are 14 responses to this question. Please see Appendix A for the text of these responses.

Q5: Do you agree or disagree that weeds growing in carriageways and footpaths are controlled to a satisfactory standard?

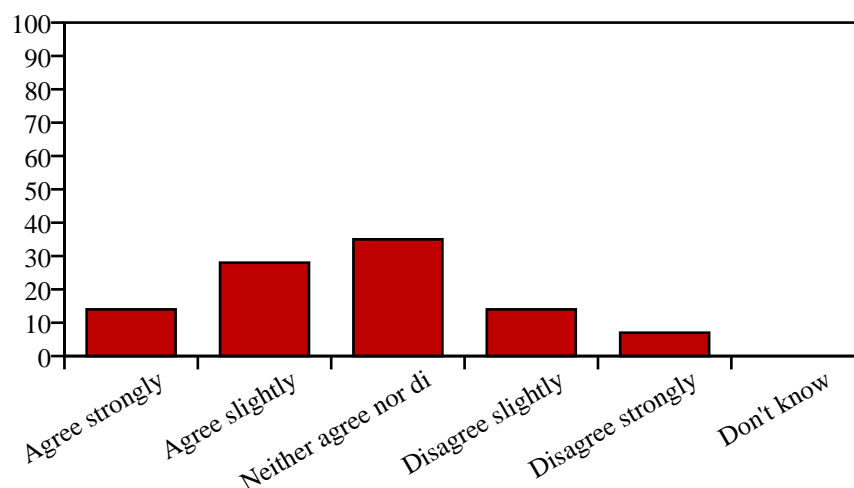


Option	Value	Percentage
Agree strongly	5	35%
Agree slightly	4	28%
Neither agree nor disagree	2	14%
Disagree slightly	2	14%
Disagree strongly	1	7%
Don't know	0	0%
Total	14	

Q6: If you answered disagree slightly or disagree strongly to the last question, please tell us why you say this and how we might improve.

There are 14 responses to this question. Please see Appendix A for the text of these responses.

Q7: Do you agree or disagree that the district's highways and footpath surfaces are maintained to a satisfactory standard?



Option	Value	Percentage
Agree strongly	2	14%
Agree slightly	4	28%
Neither agree nor disagree	5	35%
Disagree slightly	2	14%
Disagree strongly	1	7%
Don't know	0	0%
Total	14	

Q8: If you answered disagree slightly or disagree strongly to the last question, please tell us why you say this and how we might improve.

There are 14 responses to this question. Please see Appendix A for the text of these responses.

Appendix A

If you answered slightly disagree or strongly disagree to the last question, please tell us why you say this and how we might improve.

1. Litter, poor grasscutting, road and pavements.deteriorating

Are there any other services you think should be included in our strategy? Please write in.

1. More joined up working - eg can the streetsweepers notify DCC about badly maintained roads.
2. Strategic housing have a role in ensuring high standards of design and environmental sustainability in new housing and regen schemes.
3. No

If you answered disagree slightly or disagree strongly to the last question, please tell us why you say this and how we might improve?

1. Needs to be carried out more often.
2. Estate Roads & Pavements should be swept more regularly and should be checked around Oct/Nov for fallen leaves which can cause accidents to pedestrians
3. more regularly and more streets
4. Ththree months is too long between litter-picks and sweeping.
5. provide more recycling collection points locally
6. I didn't answer the above, but, I feel that litter is dropped by the dustbin men as much as other ways.

If you answered disagree slightly or disagree strongly to the last question, please tell us why you say that and how we might improve.

1. Verges are often not cut to the edges, leaving an untidy look
2. They should be cut more often so the grass doent get so long
3. Grass cuttings when blown about can be a danger to people, especially when wet. Also grass is not always cut properly.

If you answered disagree slightly or disagree strongly to the last question, please tell us why you say this and how we might improve.

1. I often see weeds, but rarely see them being controlled.
2. Weeds and seeds grow in the edge of the roads. 1 cut per year doesn't stop overgrowth.

If you answered disagree slightly or disagree strongly to the last question, please tell us why you say this and how we might improve.

1. In places the footpaths are in bad conditions and need more regular inspections and repairing
2. There seems to be little attention to breaking-up carriageways and often footpaths are in an uneven state
3. Again not answered as above but it depends where you go in the district.
4. too many pot holes